



## Norwalk Auditorium



923 Seats w/ balcony



Two booths - light and sound separate. Spotlight covers in the side walls. No two walls are parallel.




Very large stage out front.



Large backstage with deep wings. Set up with risers.



Full fly with 37 rigging lines




Set building room with loading dock and oversized doors.




Set storage room and other storages. Stairs to additional storage upstairs.



Upstairs prop storage




Piano Vault.





Ladder to spotlight cove

Audio and light equipment in storage area off back stage.






Spiral stair case up from storage area. Additional storage on 2nd floor, 3rd floor access to catwalk.





Green room.



Dressing room (one of two). Bathroom in dressing room.



Makeup Room.



Notes:

Plan to replace equipment every 5-10 years.

Go digital for sound. LED for lighting.

Be prepared for HVAC expense.

Hire a designated auditorium manager and dedicated custodian.

They do a lot of rentals: dressing and makeup rooms are not sufficient for some of their rental groups.

Have a volunteer crew to help with set up, running events, parking attendants, etc. Volunteers are paid for weekend activities.

Rental fees \$6000-10000 for weekend.

**PARKING PARKING PARKING**